



# SIMPLE TIPS FOR EVERYDAY ACTIONS YOU CAN TAKE TO PRESERVE GALVESTON BAY.

1

## LANDSCAPE WITH NATIVE PLANTS.

CHOOSE LOW-MAINTENANCE, DROUGHT-TOLERANT PLANTS LIKE [THESE](#) THAT ARE ADAPTED TO OUR LOCAL CLIMATE AND SOILS. BECAUSE THEY NEED LESS WATER, PESTICIDES AND FERTILIZER, YOU'LL ULTIMATELY REDUCE HARMFUL RUNOFF INTO THE BAY.



2

## AVOID FERTILIZER RUNOFF.

STORMWATER RUNOFF CARRIES FERTILIZERS AND OTHER HARMFUL MATERIALS TO THE BAY, WHICH CAN MAKE IT UNSUITABLE FOR SWIMMING, REDUCE OXYGEN LEVELS AND CONTRIBUTE TO SEAFOOD CONTAMINATION. LEAVING GRASS CLIPPINGS ON THE LAWN WHEN YOU MOW PROVIDES NUTRIENTS AND CAN REDUCE THE NEED FOR FERTILIZER.



3

## KEEP TRASH IN YOUR BOAT, NOT IN THE BAY.


NOTHING SPOILS A BEAUTIFUL BAY LIKE TRASH. CARRY A [FREE LITTER BAG](#) AND REMIND PASSENGERS OF ONE OF THE FIRST RULES OF THE OUTDOORS — ALWAYS PACK IT OUT IF YOU PACK IT IN.



4

## DISPOSE OF OIL AND CHEMICALS PROPERLY.


HOUSEHOLD HAZARDOUS WASTE LIKE MOTOR OIL, PAINT, FUELS, POOL CHLORINE, CLEANERS, PESTICIDES AND ANTIFREEZE ARE NOT SOMETHING YOU WANT TO FIND IN YOUR SEAFOOD. REMEMBER, IF IT WASHES DOWN A STORM DRAIN OR GUTTER, IT CAN END UP IN THE BAY.



5

## DON'T WATER DURING THE HEAT OF THE DAY.

WATER LOST TO EVAPORATION DOESN'T HELP YOUR LAWN OR YOUR UTILITY BILL. SET YOUR SPRINKLERS TO RUN BEFORE 10 AM OR AFTER 7 PM. YOU'LL LEAVE MORE FRESH WATER FOR THE BAY.



6

## FIX LEAKY PIPES AND FAUCETS.

GALVESTON BAY DEPENDS ON INFLOWS OF FRESH WATER FOR ITS SURVIVAL. ONE SLOW LEAK AT HOME CAN WASTE HUNDREDS OF GALLONS OF WATER A YEAR AND ADD TO YOUR WATER BILL. FIX LEAKS AS SOON AS YOU SPOT THEM AND LEAVE MORE FOR THE BAY.



7

## CLEAN UP AFTER YOUR DOG.


PET WASTE EASILY WASHES INTO STORM DRAINS, WHERE IT CAN CONTAMINATE WATER WITH DANGEROUS PATHOGENS INCLUDING E. COLI, GIARDIA AND SALMONELLA. IT CAN ALSO DEplete OXYGEN LEVELS AND ENCOURAGE THE GROWTH OF ALGAE AND WEEDS IN THE BAY.



8

## VOLUNTEER FOR A WETLAND RESTORATION PROGRAM.


GIVE A LITTLE BACK TO THE BAY BY PARTICIPATING IN RESTORATION AND PROTECTION ACTIVITIES LIKE MARSH PLANTING, TRASH CLEAN-UPS AND REMOVING ABANDONED CRAB TRAPS. NEED A PLACE TO START? TRY [MARSH MANIA](#), HELD EACH YEAR IN LATE SPRING.



9

## WORK TO STOP THE SPREAD OF INVASIVE PLANTS AND ANIMALS.

INVASIVE SPECIES SUCH AS GRASS CARP, CHINESE TALLOW AND EVEN FIRE ANTS CAN QUICKLY SPREAD AND TAKE OVER ECOSYSTEMS, CHOKING OUT NATIVE PLANTS AND ANIMALS AND CAUSING ECONOMIC AND ENVIRONMENTAL HARM. VIEW AN EXTENSIVE LIST OF GALVESTON BAY INVASIVES AND WAYS TO HELP [HERE](#).



10

## SUPPORT GREEN SPACE AND LAND CONSERVATION PROGRAMS.

LEND YOUR VOICE TO HELP PRESERVE THE BAY FOR FUTURE GENERATIONS. SERVE ON A LOCAL PARK OR PLANNING BOARD AND ENCOURAGE ELECTED OFFICIALS TO PRESERVE GREEN SPACE. AND SUPPORT LOCAL ORGANIZATIONS LIKE THE [KATY PRAIRIE CONSERVANCY](#), [BAYOU LAND CONSERVANCY](#) AND [NATURE CONSERVANCY OF TEXAS](#) TO HELP PRESERVE IMPORTANT NATURAL AREAS.



LEARN MORE WAYS TO HELP  
GALVESTON BAY AT [BACKTHEBAY.ORG](#)

